



# Holiday Trace and Cut Fine Motor Sheets

Grayscale Printable Sheets



# Holiday Trace and Cut Fine Motor Skills Sheets

## Directions:

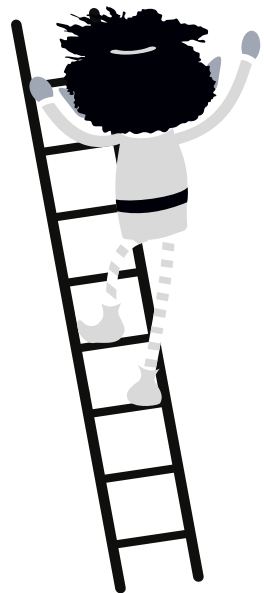
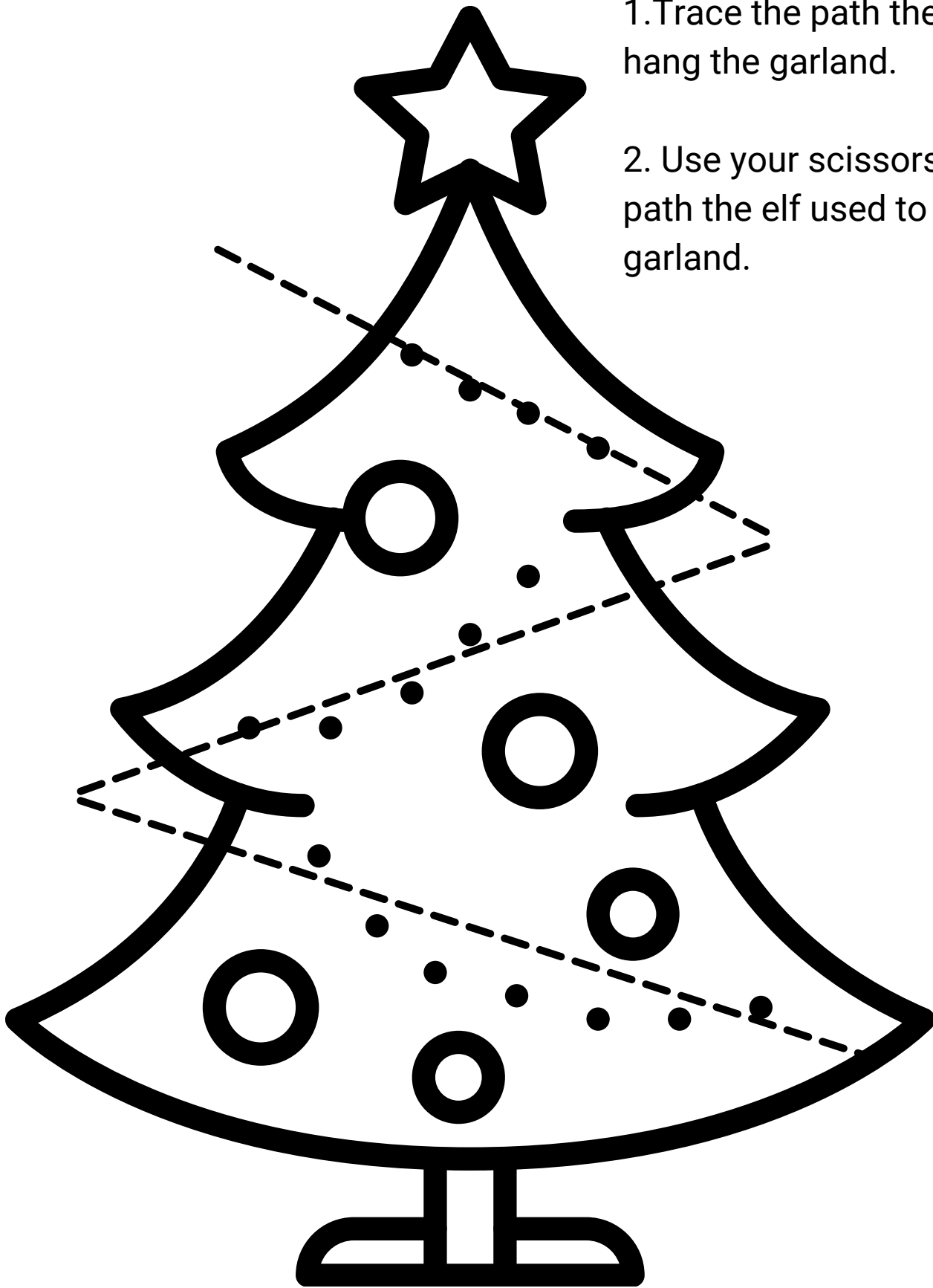
- Print out the grayscale PDF sheets on page 3-6 for use in the classroom or for sending home with students.
- PDF sheets can be sent home via email attachment to promote home practice.
- Sheets can also be used for tracing practice using writing tools.
- Use screen sharing and give your student mouse control for practicing tracing skills with a mouse, finger, or digital pencil/stylus.



# Trim the Tree

## Directions:


1. Trace the path the elf used to hang the garland.
2. Use your scissors to cut the path the elf used to hang the garland.



# Around the Tree

## Directions:

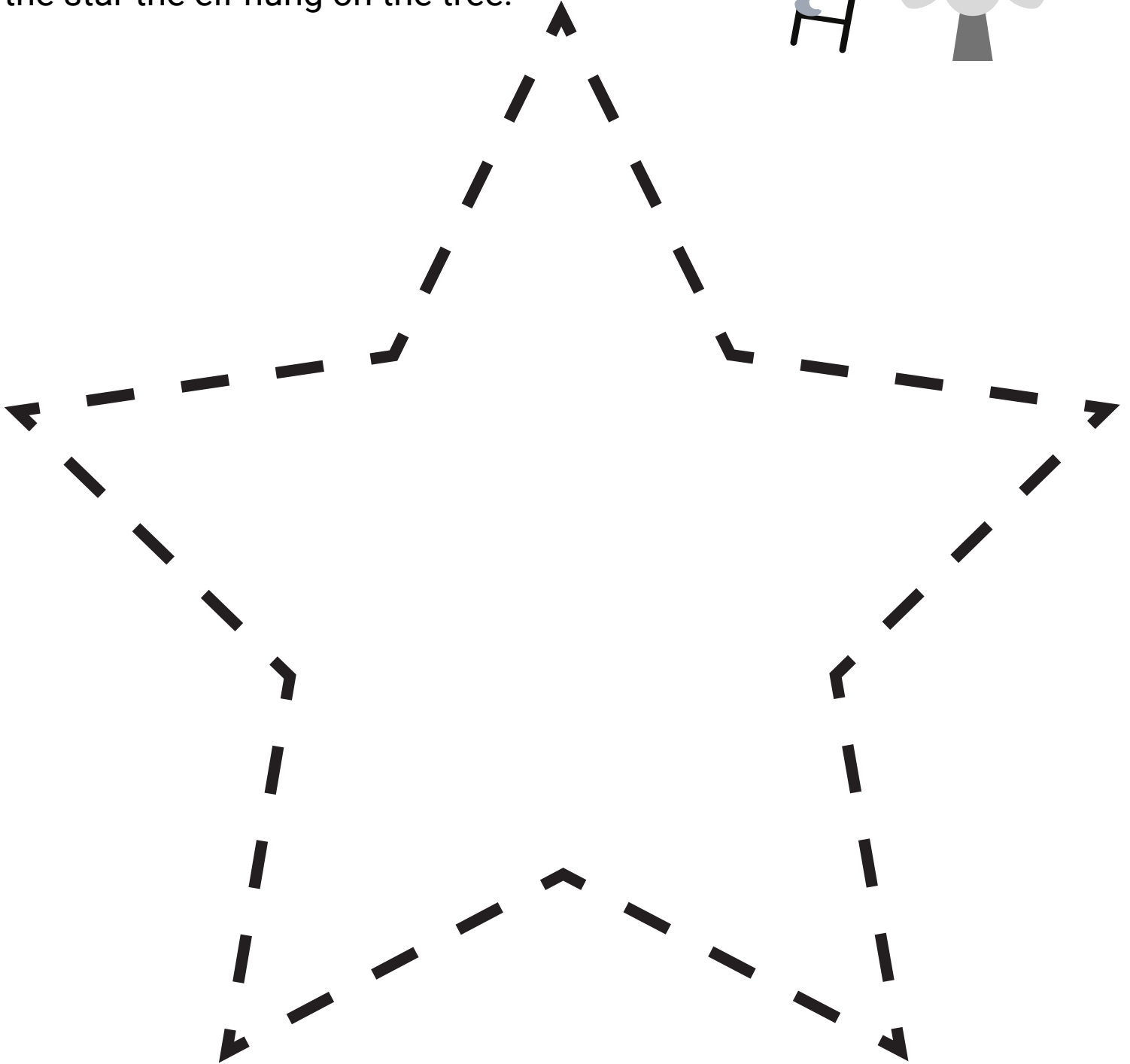
1. Trace the path the train took around the tree.
2. Use your scissors to cut out the path the train drove around the tree.



# Star Tree Topper

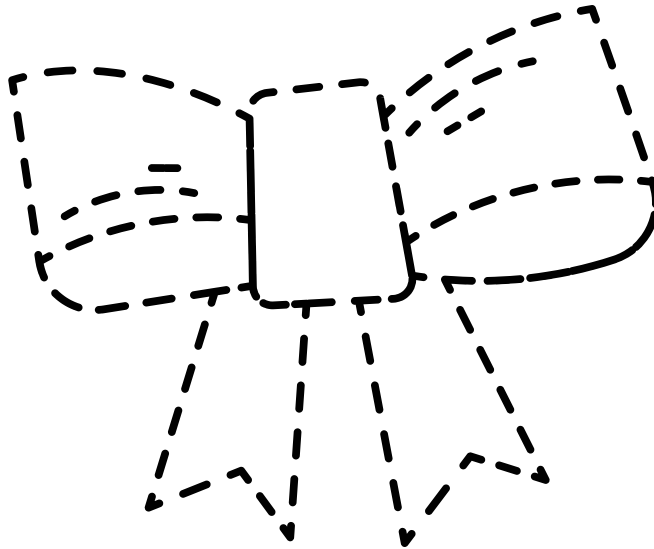
## Directions:

1. Trace the tree star the elf hung on the tree.
2. Use your scissors to cut out the star the elf hung on the tree.





## Cut the Package Paper



### Directions:

1. Trace the paper and ribbon for the package.
2. Use your scissors to cut out the paper and ribbon to wrap the package.



# Holiday Trace and Cut Fine Motor Skills Sheets



I'm **OWLbert**, your friendly guide from E-Therapy, the therapy experts. I hope you enjoy this activity! For more information about our online therapy services and to explore a wealth of activities and resources, be sure to visit our blog, **Empower**.

E- Therapy is dedication to supporting your onsite and virtual needs.  
We're here to help you soar!

**Click here** to discover all our resources and take your therapy sessions to the next level!

Warmly,  
OWLbert

