

# EMOTIONS BINGO

INTERACTIVE ACTIVITY  
TARGETING EMOTIONS  
IDENTIFICATION



# EMOTIONS BINGO

## Instructions:

- Print the Bingo cards for in-person sessions or screen share 1 or multiple boards in remote sessions.
- Print out and cut apart the calling cards for BOTH in-person and remote sessions.
- For in-person sessions allow students to use Bingo markers, chips, stickers, dry erase markers (if cards are laminated), etc to mark the Bingo cards.
- For remote sessions, allow students to use annotation tools built into your platform to add shapes as Bingo markers.
- First student with 5 emotions correctly marked horizontally, vertically, or diagonally wins.

## Suggested Targets:

- Have students name the emotion depicted on the calling card presented.
- Have students share a situation that would result in the depicted emotion.



# EMOTIONS BINGO

B

I

N

G

O



# EMOTIONS BINGO

B

I

N

G

O



# EMOTIONS BINGO




B

I

N

G

O



# EMOTIONS BINGO

B

I

N

G

O



# EMOTIONS BINGO

B

I

N

G

O



# EMOTIONS BINGO CALLING CARDS



# EMOTIONS BINGO



I'm **OWLbert**, your friendly guide from E-Therapy, the therapy experts. I hope you enjoy this activity! For more information about our online therapy services and to explore a wealth of activities and resources, be sure to visit our blog, **Empower**.

E- Therapy is dedication to supporting your onsite and virtual needs.  
We're here to help you soar!

**Click here** to discover all our resources and take your therapy sessions to the next level!

Warmly,  
OWLbert

